




**55,000  
Degrees**



GREATER LOUISVILLE'S

---

**EDUCATION  
SCORECARD**

---

2014 PROGRESS REPORT



THE GOALS:

**55,000**

**MORE POST-SECONDARY DEGREES**

**50%**

**OF WORKING-AGE POPULATION WITH  
ASSOCIATE DEGREE OR HIGHER**

**TOP TIER OF AMERICAN  
CITIES IN EDUCATION  
ATTAINMENT BY 2020**

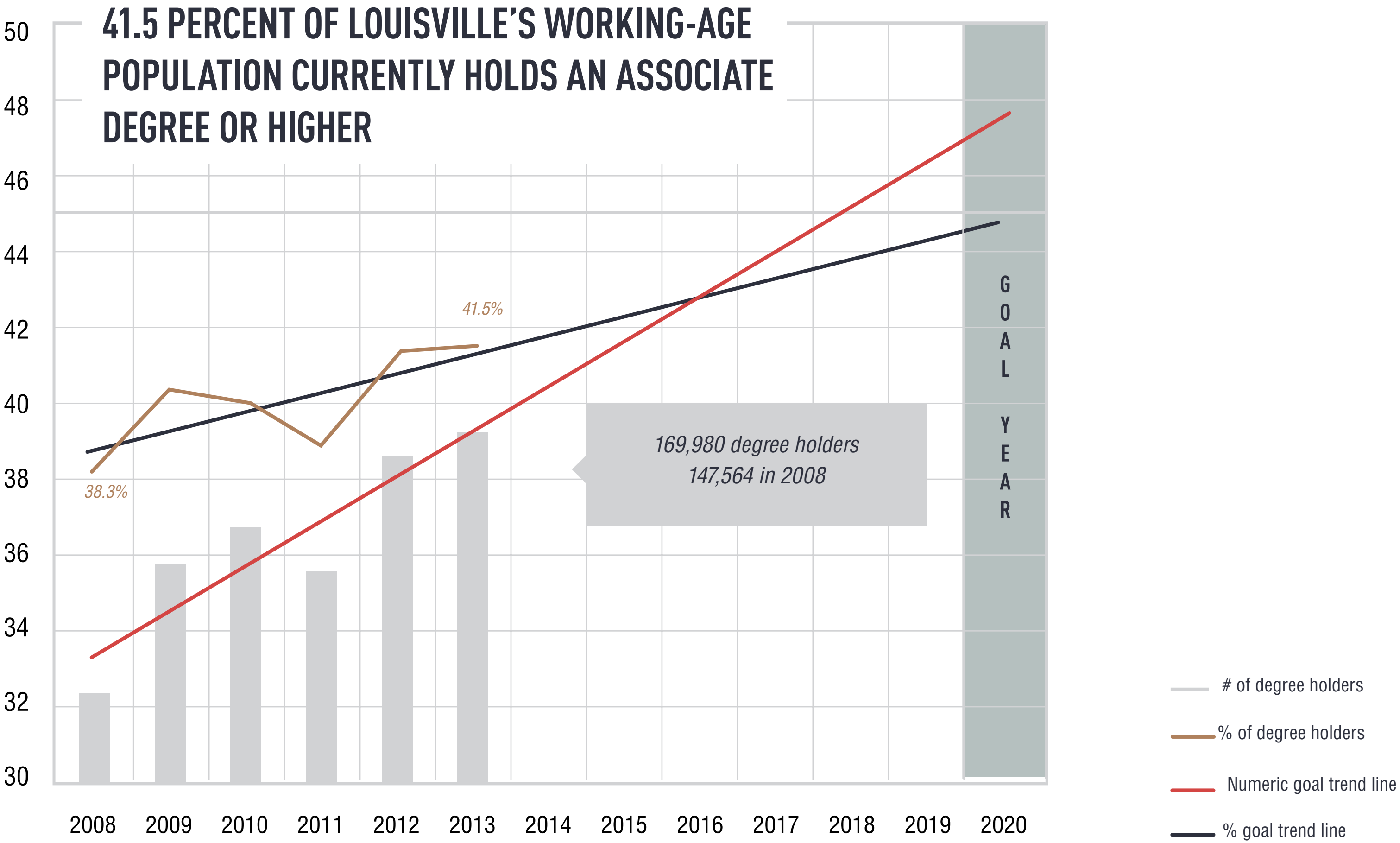




## 2014 FINDINGS



# MORE PEOPLE HAVE COLLEGE DEGREES, BUT STILL NOT ON TRACK TO REACH THE GOAL



# INDICATORS MOVING IN THE RIGHT DIRECTION

## JEFFERSON COUNTY PUBLIC SCHOOLS

HIGH SCHOOL GRADUATION RATE

COLLEGE AND/OR CAREER READINESS

## ARCHDIOCESAN CATHOLIC SCHOOLS

COLLEGE-GOING RATE

## LOCAL COLLEGES AND UNIVERSITIES

UNDERGRADUATE DEGREE COMPLETIONS

COLLEGE GRADUATION RATES

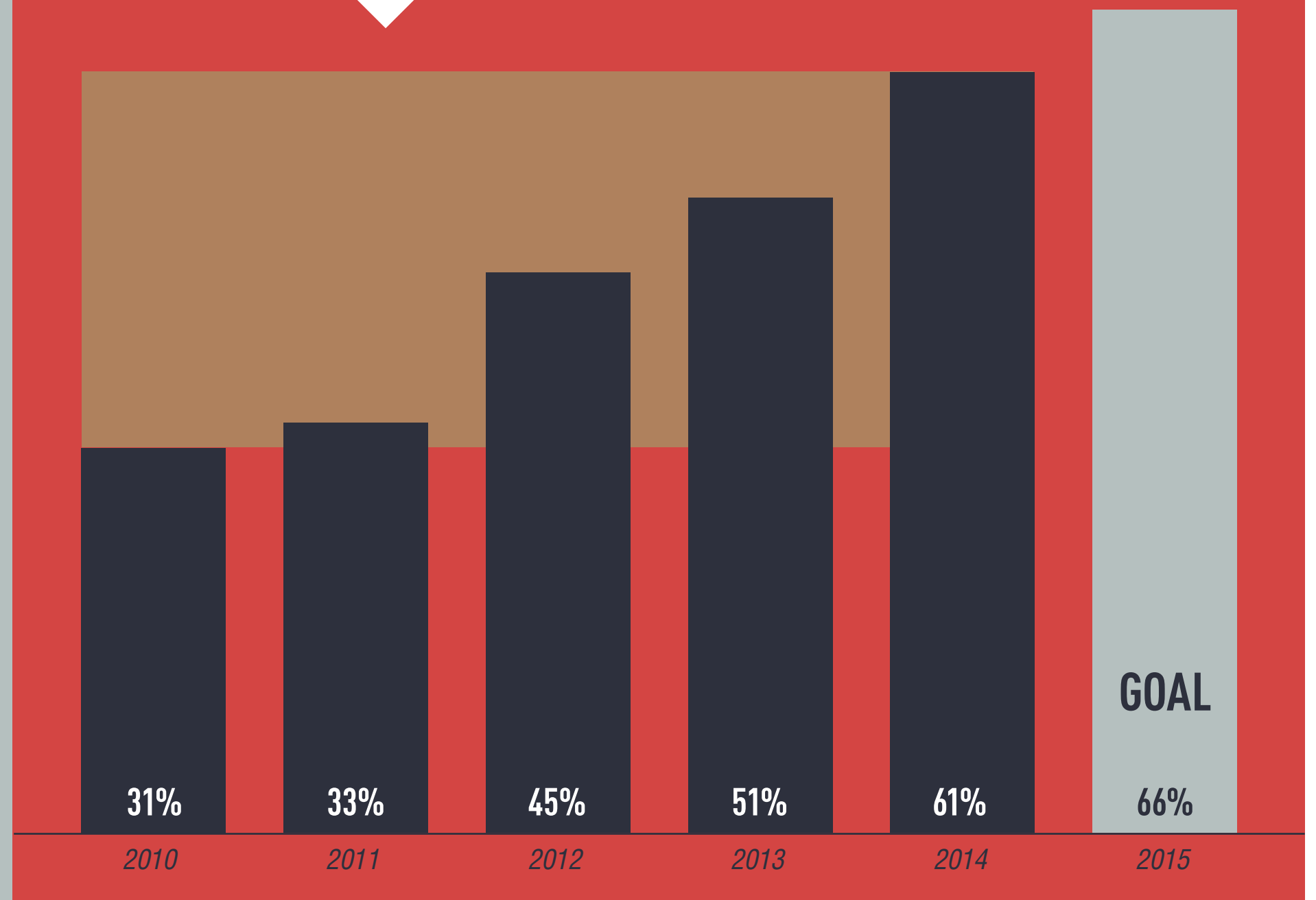
# MORE STUDENTS READY FOR COLLEGE/CAREER

Jefferson County Public Schools College and/or Career Readiness Rate

JCPS has gained

**30% POINTS IN COLLEGE/CAREER READINESS SINCE 2010**

and is on track to reach the 2015 goal of 66% readiness



## DEMOGRAPHIC BREAKOUT:

### AFRICAN AMERICAN:

*increased 16 points over 2 years, up to 41%*

### HISPANIC/LATINO:

*increased 17 points, up to 54%*

### WHITE:

*increased 14 points, up to 73%*

### FREE AND REDUCED PRICE LUNCH

*increased 19 points, up to 47%*

# 9,868 DEGREE COMPLETIONS IN 2013

## DEMOGRAPHIC BREAKOUT:

### AFRICAN AMERICAN STUDENTS:

94 FEWER ASSOCIATE DEGREES (-13%)

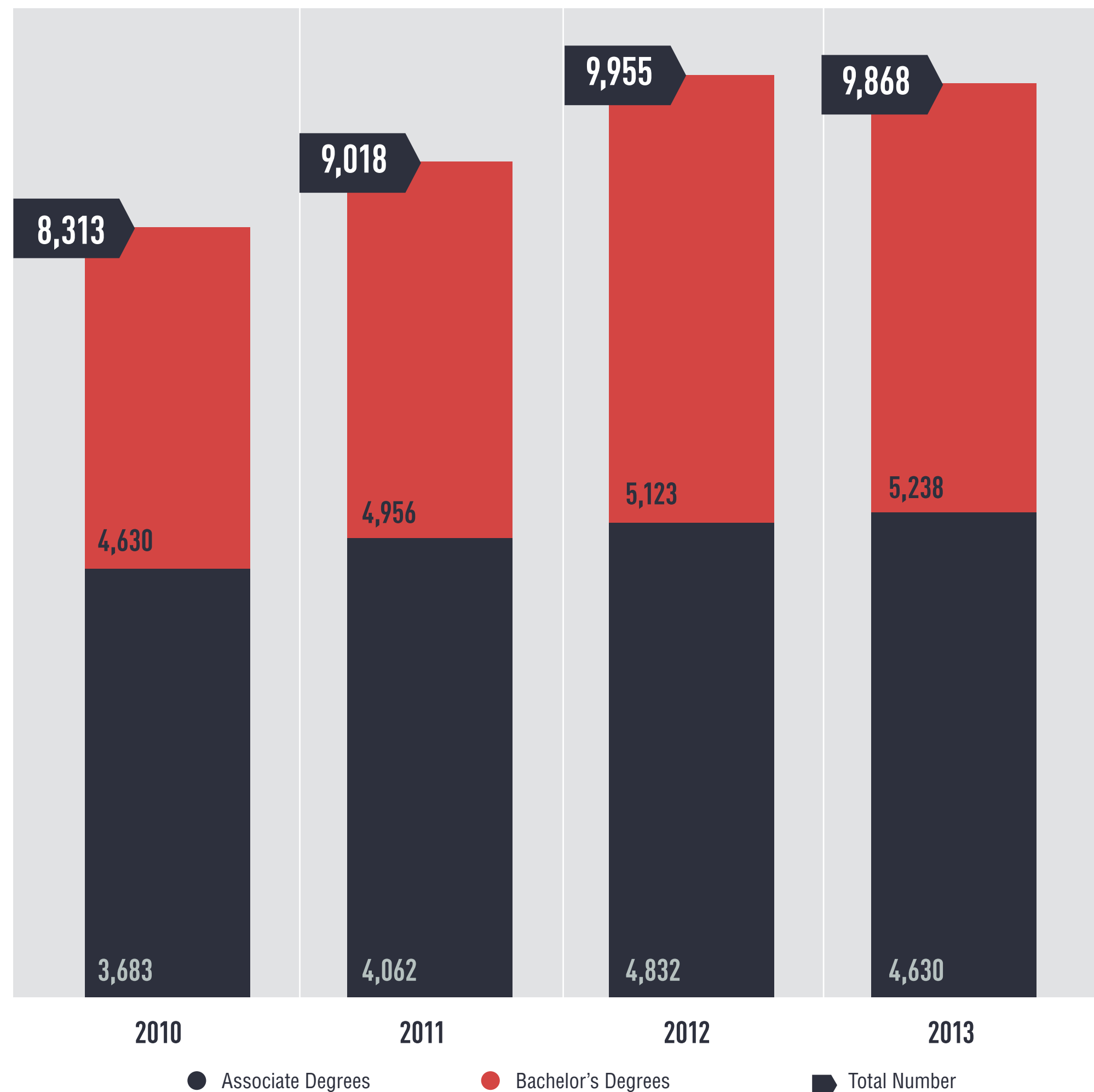
20 MORE BACHELOR'S DEGREES (4%)

### ADULT STUDENTS:

54% OF ALL DEGREES AWARDED

70% OF ASSOCIATE DEGREES

40% OF BACHELOR'S DEGREES



4-YR CHANGE = +947 DEGREES

4-YR % CHANGE = +26%

947

608

4-YR CHANGE = +608 DEGREES

4-YR % CHANGE = +13%

# MORE STUDENTS GRADUATING OVER TIME

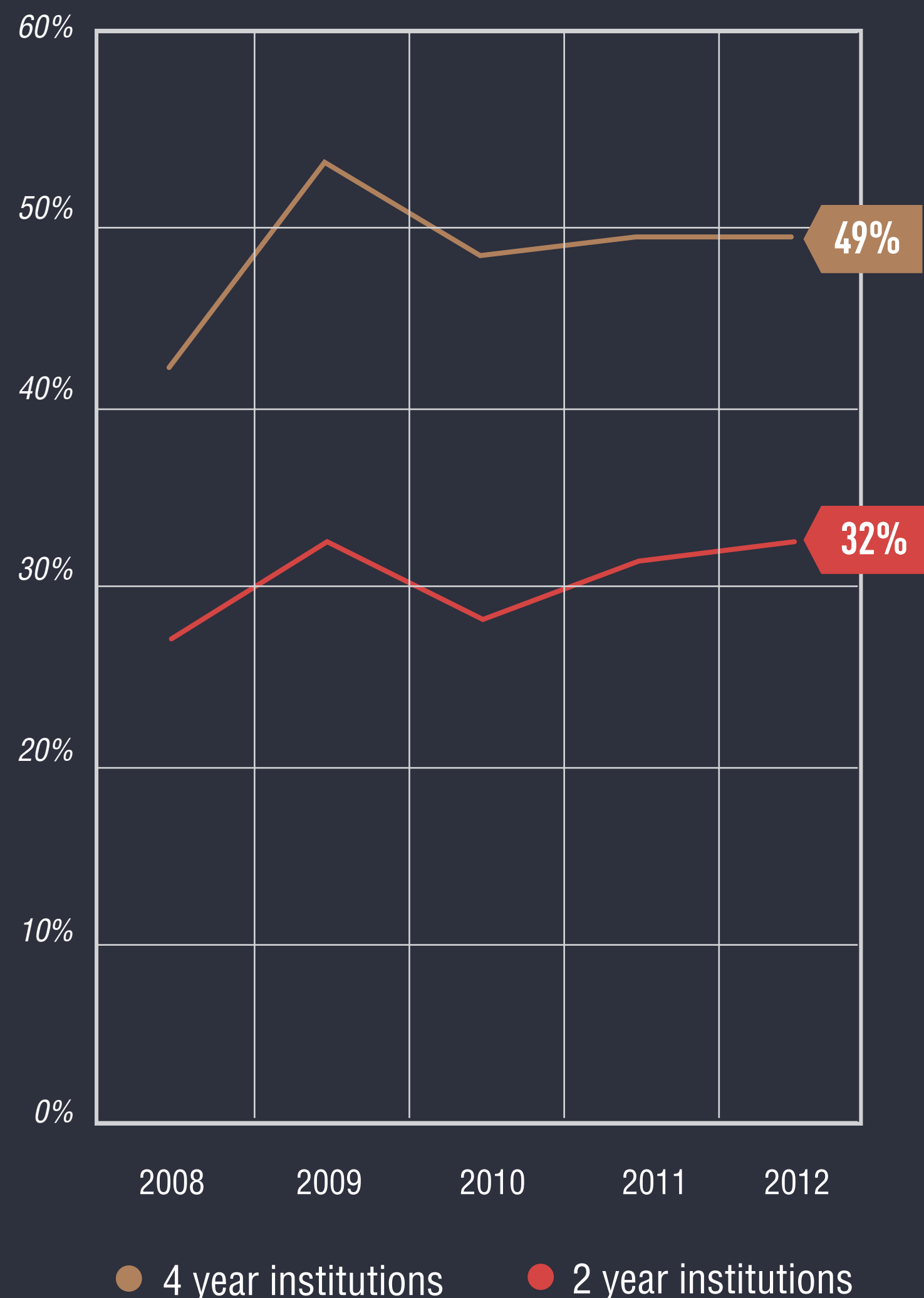
**GRADUATION RATE OF 1ST TIME, FULL-TIME STUDENTS AT THE SAME INSTITUTION WITHIN 150% OF PROGRAM TIME**

**BACHELOR'S DEGREE GRADUATION RATES:**

**UNDER-RESOURCED STUDENTS: 37%**

**ACADEMICALLY UNDERPREPARED STUDENTS: 28%**

**UNDERREPRESENTED (MINORITY) STUDENTS: 33%**





# INDICATORS MOVING IN THE WRONG DIRECTION

## JEFFERSON COUNTY PUBLIC SCHOOLS

COLLEGE-GOING RATE

SUMMER MELT RATE

## LOCAL COLLEGES AND UNIVERSITIES

POST-SECONDARY ENROLLMENT

1ST TO 2ND YEAR RETENTION AT 2-YR INSTITUTIONS

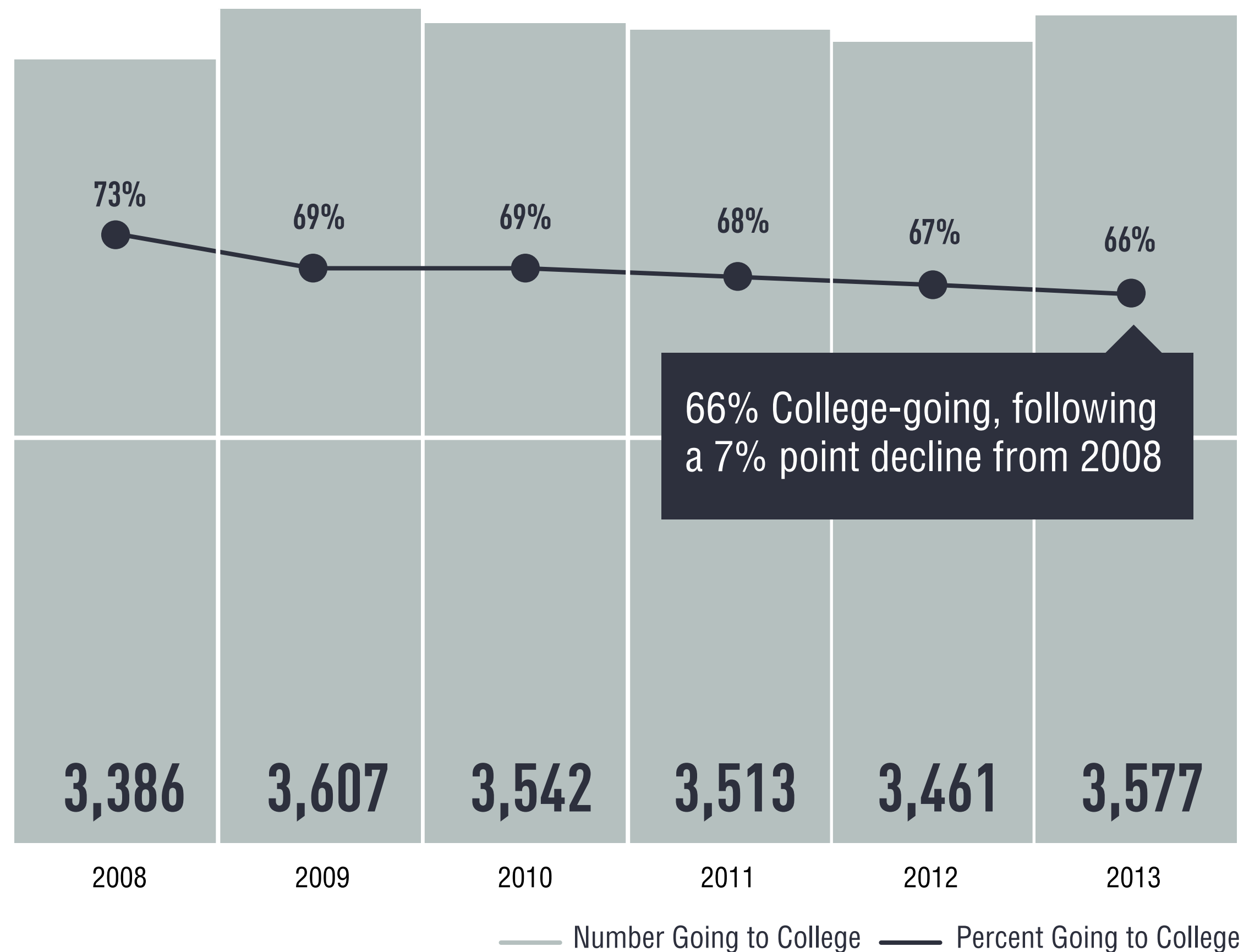
COST OF COLLEGE

# MORE HIGH SCHOOL STUDENTS GRADUATING, BUT DECLINING COLLEGE-GOING RATE

## OPPORTUNITY:

Over half of JCPS graduates stay in the Louisville area for college – representing an opportunity to provide additional support to ensure their success

JEFFERSON COUNTY PUBLIC SCHOOLS 12-MONTH COLLEGE-GOING RATE





# MORE STUDENTS FILING FAFSA, BUT FEWER FOLLOWING THROUGH ON COLLEGE-GOING INTENTIONS

## JEFFERSON COUNTY PUBLIC SCHOOLS SUMMER MELT

DEFINED: FILED FAFSA DURING SENIOR YEAR  
BUT DID NOT ENROLL WITHIN 12 MONTHS

### PROFILE OF "INTENDERS"

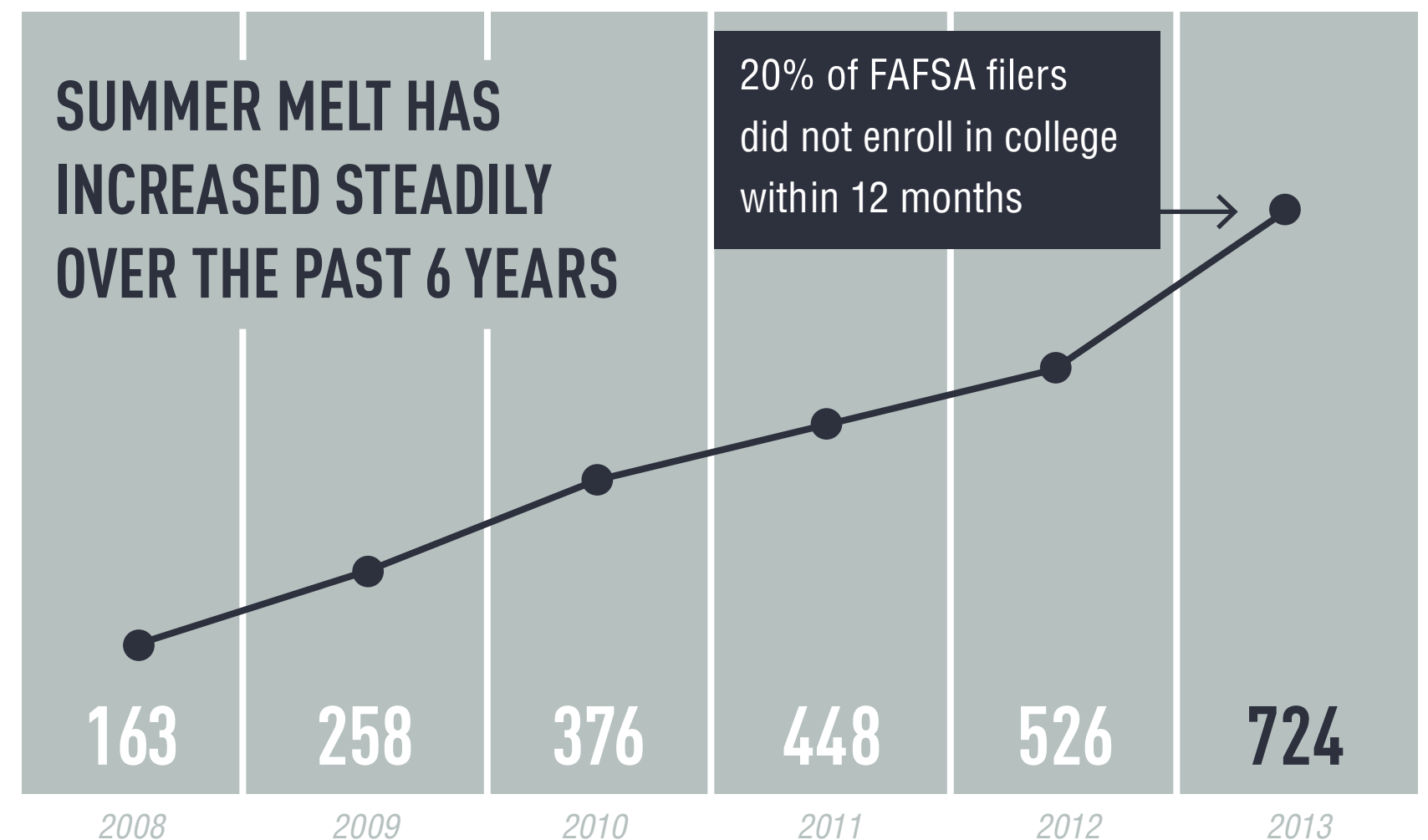
84% - PELL-ELIGIBLE (LOW INCOME)

82% - ACT < 20 (UNDERPREPARED ACADEMICALLY)

57% - FIRST GENERATION COLLEGE GOER

45% - AFRICAN AMERICAN

## CLASS OF 2013 SENIORS



# FEWER PEOPLE ENROLLING IN COLLEGE

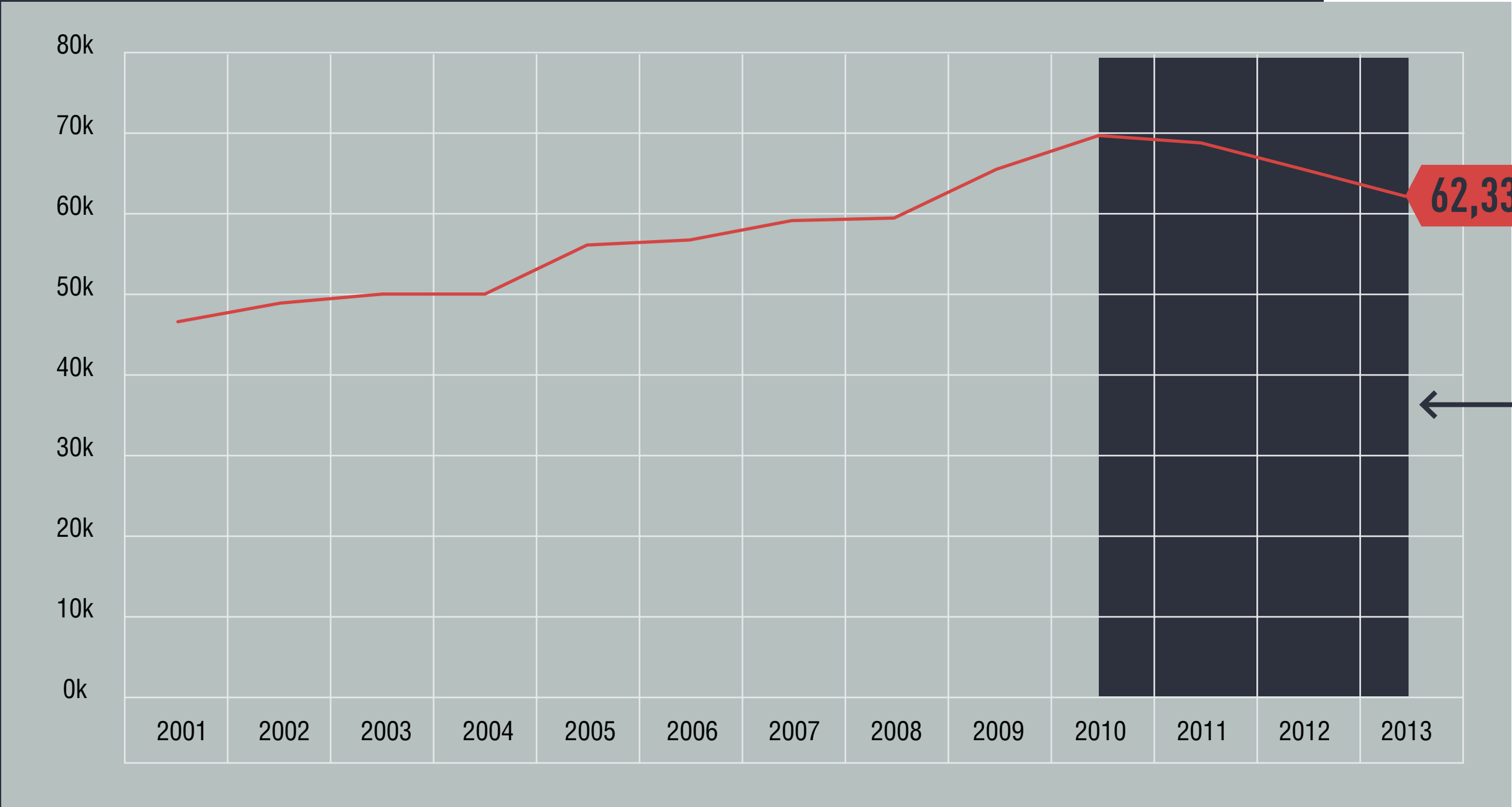
## TOTAL UNDERGRADUATE ENROLLMENT AT LOCAL POST-SECONDARY INSTITUTIONS

### DEMOGRAPHIC BREAKOUT:

OVERALL 11% DECLINE SINCE 2010 – LOSS OF 7,426 STUDENTS

16% DECLINE AMONG AFRICAN AMERICAN STUDENTS (SINCE 2011)

15% DECLINE AMONG ADULT LEARNERS (SINCE 2011)



### UNDERGRADUATE STUDENTS WERE ENROLLED IN THE LOUISVILLE AREA

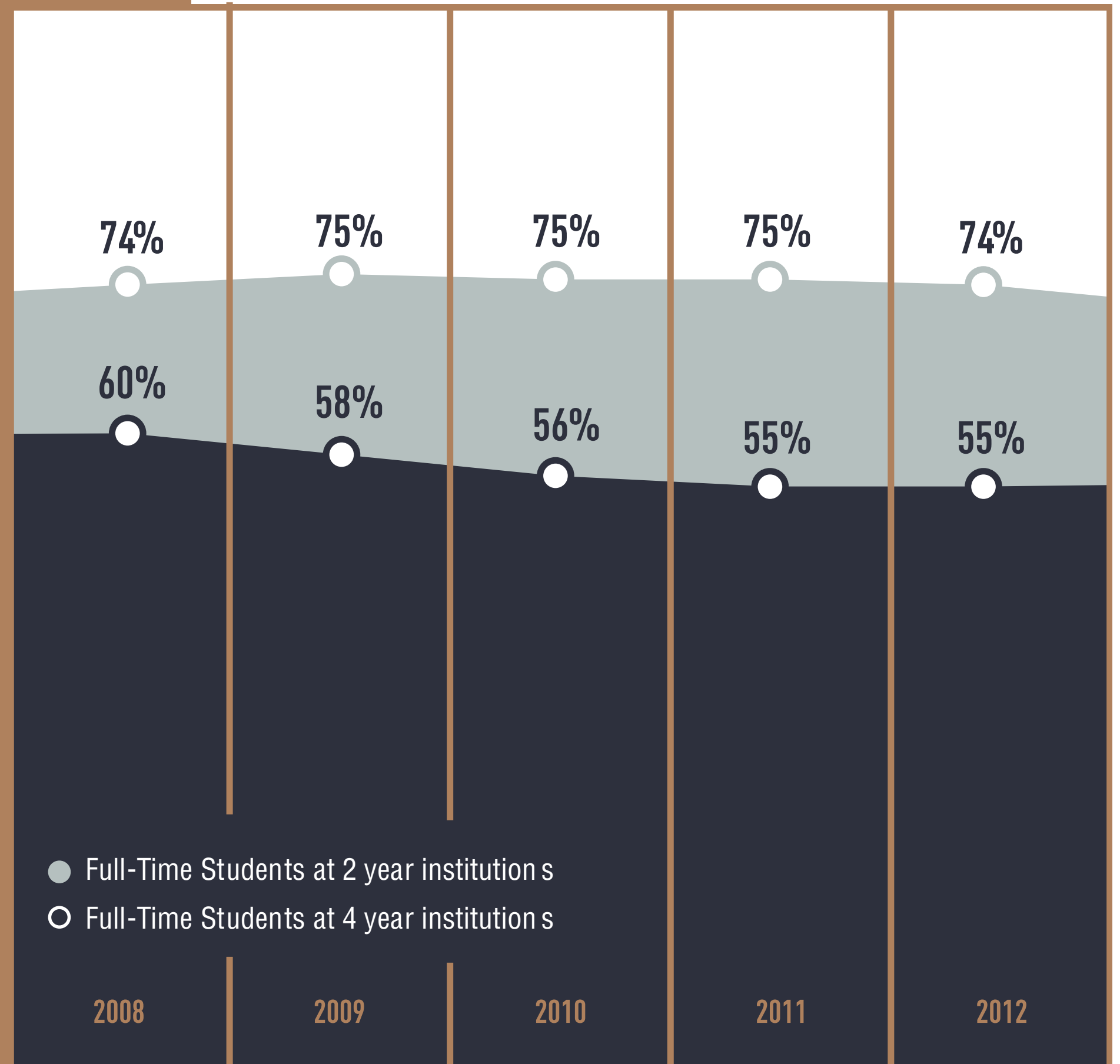
That's an 11% decline in enrollment since 2010 or 7,426 fewer students enrolled at Louisville institutions

*As of 2012, Louisville outpaced national downward trends of enrollment by 4% points*



# FEWER STUDENTS COMING BACK THE SECOND YEAR

**1ST TO 2ND YEAR RETENTION RATE**  
(IPEDS, 1ST-TIME STUDENTS  
RETAINED AT SAME INSTITUTION)



# **NATIONAL STUDENT CLEARING- HOUSE DATA PROVIDE A DEEPER LOOK**

**1ST TO 2ND YEAR PERSISTENCE BY AGE**

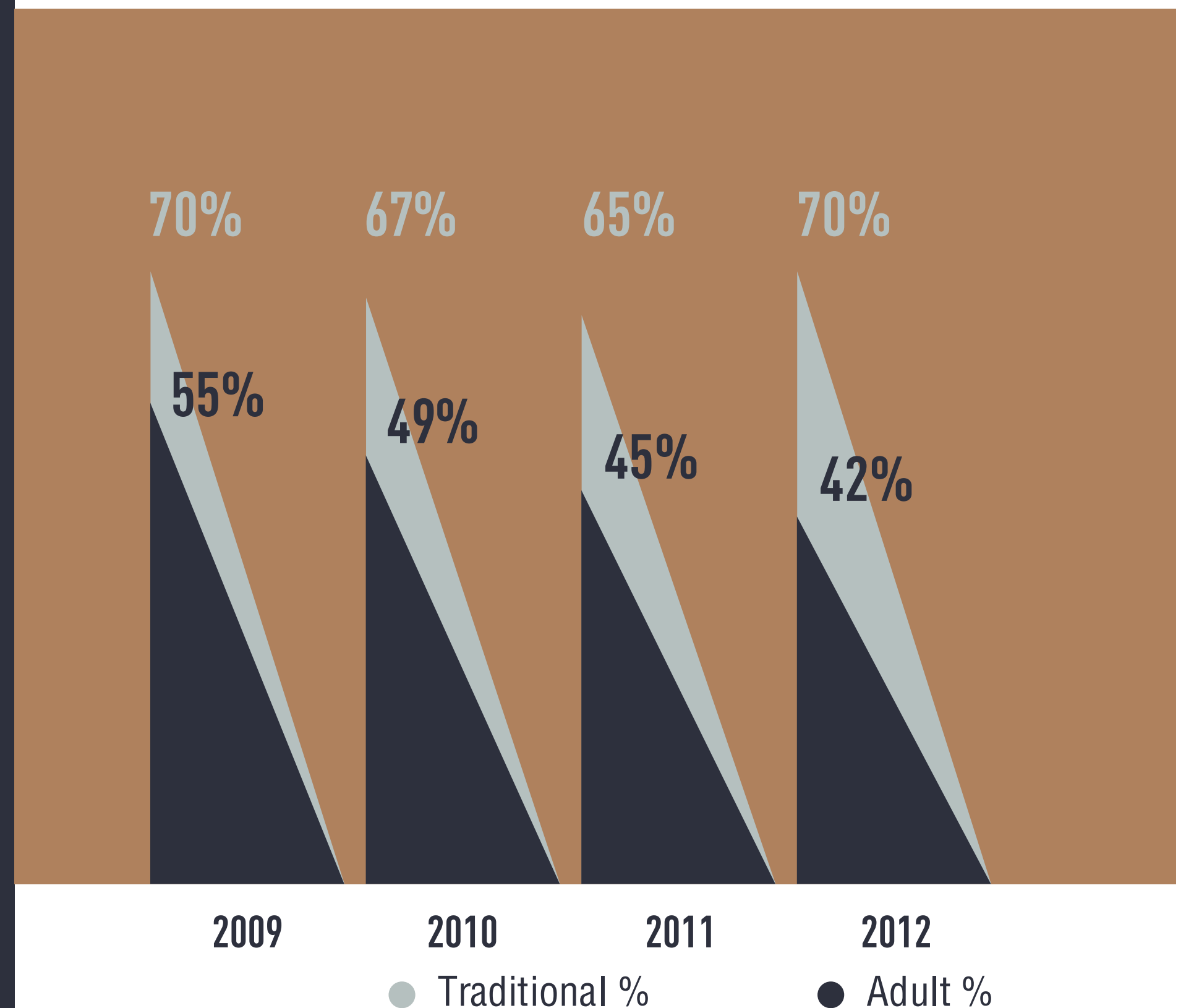
**LOCAL COLLEGE FINISHING RATES IN 6 YEARS**

**JCPS COLLEGE FINISHING RATES IN 6 YEARS**



# ADULT LEARNER PERSISTENCE FALLING FAST

STUDENT PERSISTENCE AT  
ANY INSTITUTION BY AGE

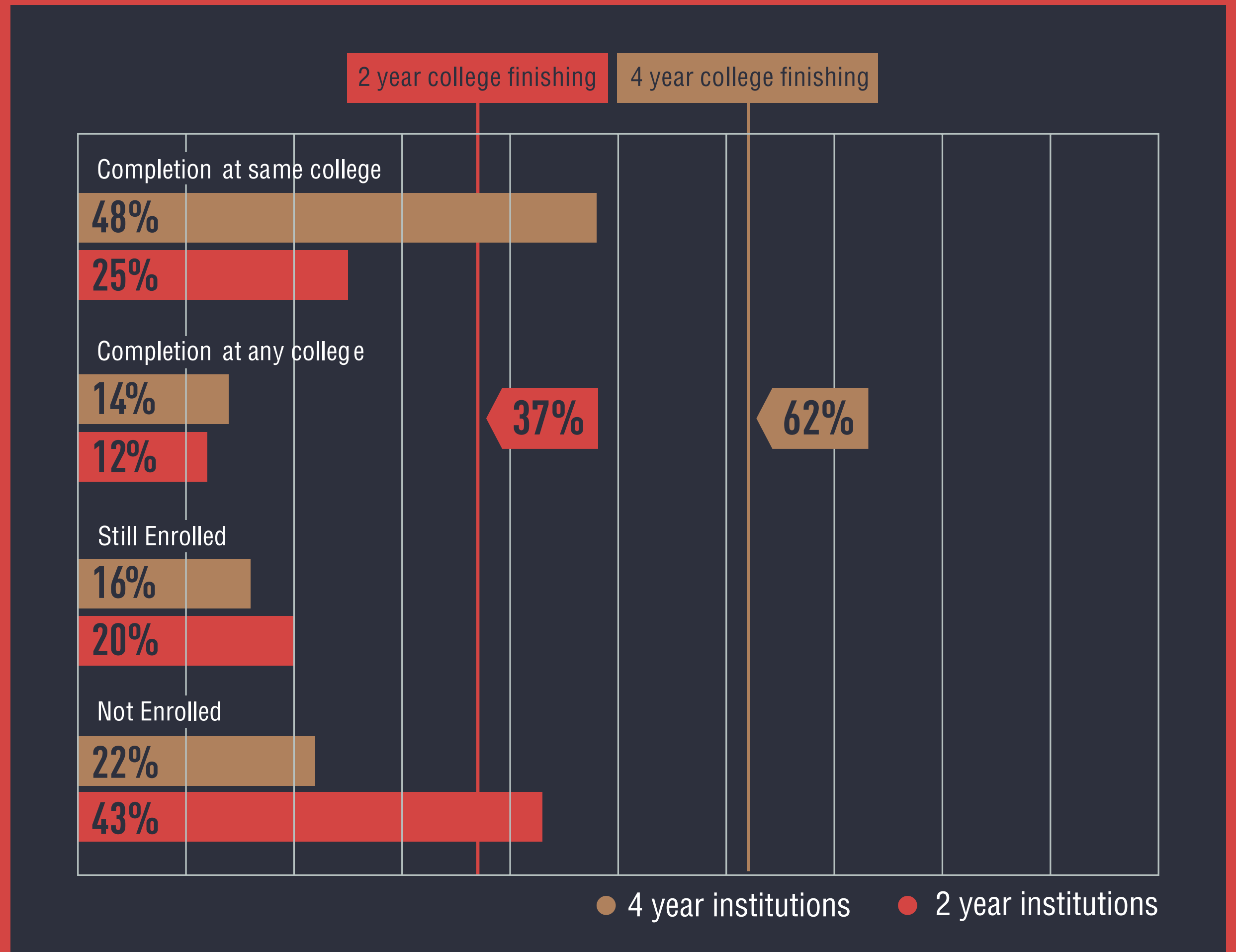


**28% POINT GAP  
BETWEEN TRADITIONAL  
AND ADULT LEARNERS**

**ADULT LEARNERS HAVE SEEN A  
13% POINT DECLINE IN PERSISTENCE  
OVER PAST FIVE YEARS**

*(Includes all intensities (ft & pt) at 2-yr and 4-yr institutions)*

# LOCAL COLLEGE-FINISHING RATES BETTER THAN GRADUATION RATES INDICATE





# JCPS COLLEGE-FINISHING RATE 20 POINTS BEHIND NATIONAL AVERAGE

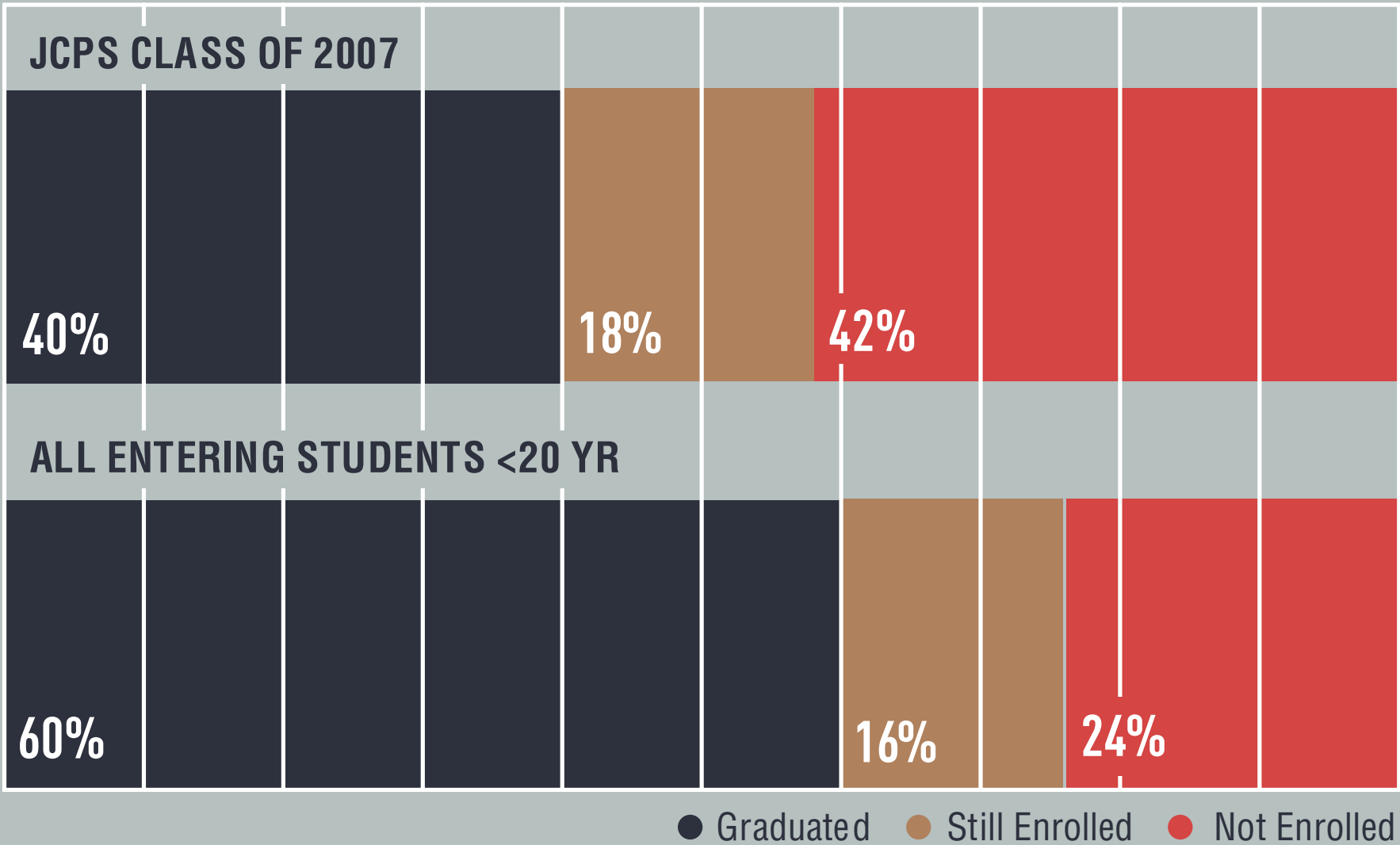
## STUDENT PERSISTENCE AT ANY INSTITUTION BY AGE

(INCLUDES ALL INTENSITIES (FT & PT) AT 2-YR AND 4-YR INSTITUTIONS)

The JCPS college-finishing rate includes students who entered college anytime between Fall 2007 and Fall 2012.

The exact finishing rate for the fall 2007 entering cohort is unknown, but it is within the range of 40% - 47% completion.

The National cohort includes only students who entered in the Fall 2007 and finished a degree by 2013.

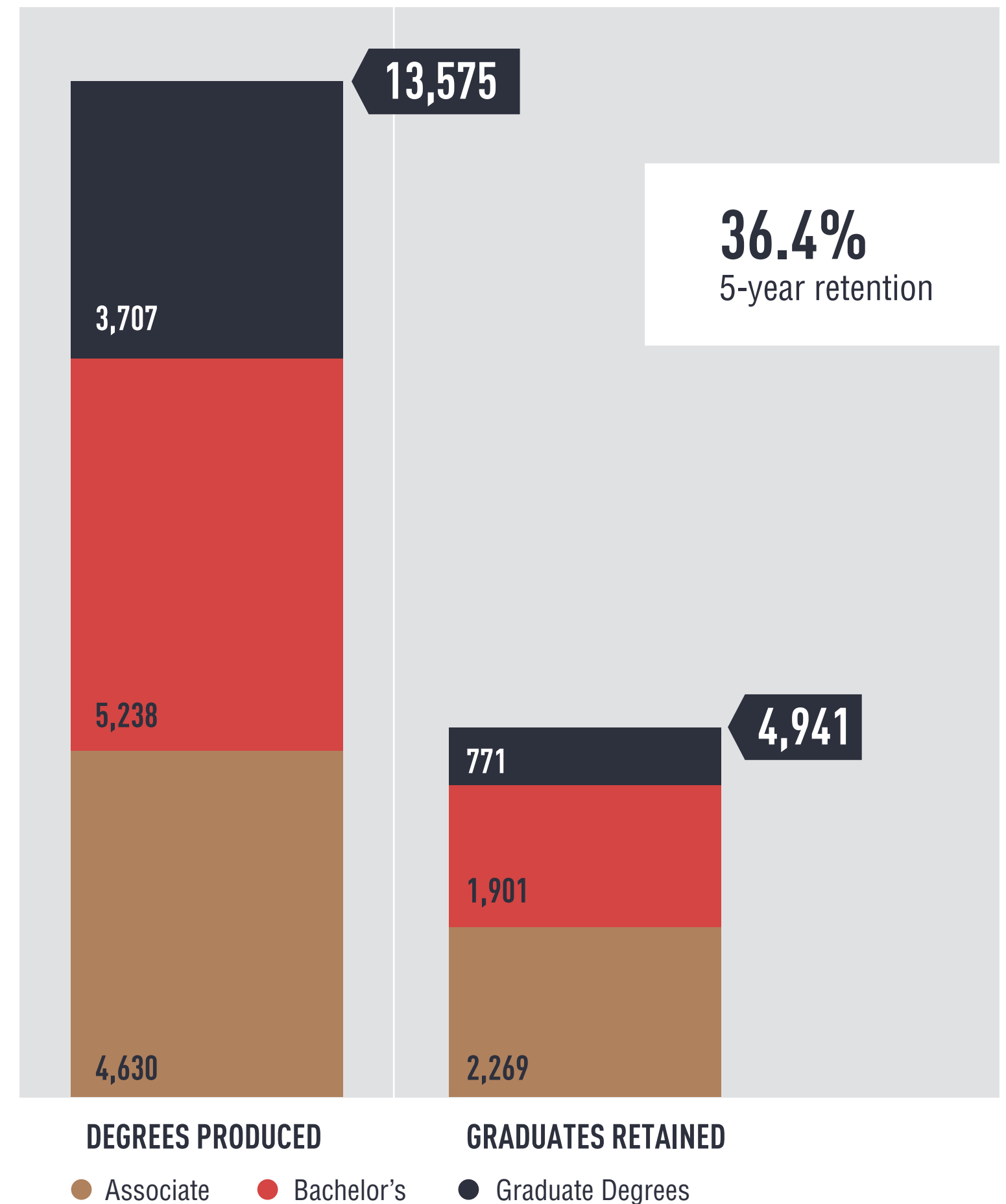


# ANOTHER PIECE OF THE PUZZLE

**TALENT RETENTION AND  
TALENT ATTRACTION**

# ONLY 1 IN 3 GRADUATES STAY IN LOUISVILLE

DEGREE PRODUCTION (2013) AND  
PROJECTED WORKFORCE RETENTION  
OF LOCAL GRADUATES (2018)







# 2014 CONCLUSIONS

## FOCUS ON THE EDUCATION SYSTEM ALONE WILL NOT ACHIEVE THE GOALS


WHILE DEGREE COMPLETIONS FROM AREA INSTITUTIONS CONTINUE TO CLIMB, LOUISVILLE'S COLLEGE-EDUCATED POPULATION IS STAYING LEVEL AT AROUND 41.5% WITH AN ASSOCIATE DEGREE AND HIGHER.

AT OUR CURRENT RATE, WE WILL NOT REACH OUR 50% GOAL UNTIL 2030 (10 YEARS BEYOND TARGET)

BECOMING NET-WINNERS OF HIGHER EDUCATED PEOPLE IS THE REAL CHALLENGE – RETAINING OUR LOCAL GRADUATES AND ATTRACTING NEW TALENT TO LOUISVILLE

ENSURING THERE ARE HIGH-WAGE JOBS AVAILABLE FOR HIGHLY-SKILLED WORKERS IS CRITICAL TO ACCELERATE ATTAINMENT





# 2014 RECOMMENDATIONS

1. ADDRESS CRITICAL LEAKS IN THE SYSTEM, SUCH AS COLLEGE-GOING RATES, STUDENT PERSISTENCE AND COLLEGE-FINISHING RATES
2. NARROW THE SUCCESS GAPS BETWEEN WHITES AND PEOPLE OF COLOR, WHO TOO OFTEN LACK ADEQUATE PREPARATION AND RESOURCES FOR COLLEGE
3. HELP ADULT LEARNERS SUCCEED – GETTING THEM BACK TO SCHOOL AND ACROSS THE FINISH LINE TO A COLLEGE DEGREE
4. BUILD STRONGER CONNECTIONS BETWEEN DEGREES AND JOBS TO INCREASE THE HIRING AND RETENTION OF GRADUATES IN OUR LOCAL WORKFORCE



**EXPLORE  
THE DATA**

**dashboard.55000degrees.org**





**THANK YOU**

**55,000  
Degrees**

